



Applied Scientific Instrumentation

Stage Inserts

160 x 110 mm SLIDE Inserts

Universal Insert

The I-3091 universal insert has two adjustable sliders to hold different sized slides, dishes up to 70 mm (2.75"), or a LabTek™ chambered slide. The bottoms of the slides or dishes are recessed about 7.3 mm below the top.

Depth from Top of Insert: 7.3 mm
Overall Thickness: 8.0 mm



I-3091

Dual Slide Insert

The I-3096D slide insert accepts either a single 25x75 mm (1" x 3") slide or a 50x75 mm (2" x 3") slide. The unit is recessed to place the bottom of a slide about 7.5 mm below the top of the insert.

Depth from Top of Insert: 7.5 mm
Overall Thickness: 8.0 mm




I-3096D

Single Slide Insert

The I-3010 slide insert accepts a single 25x75 mm (1" x 3") slide. The unit is recessed to place the bottom of a slide about 7.5 mm below the top of the insert.

Depth from Top of Insert: 7.5 mm
Overall Thickness: 7.9 mm



I-3010

High-Rise Version

This is a special version of the I-3096D with a very shallow recession that places the bottom of a slide about 1.4 mm below the top of the insert. Available for upright microscopes that cannot move close enough to achieve correct focusing, although a condenser extender may be needed to obtain Kohler illumination.

Depth from Top of Insert: 1.4 mm
Overall Thickness: 2.8 mm



I-3013

Similar Picture

High-Rise Version

This is a special version of the I-3010 with a milled-out bottom to allow easy use of piezo objective holders. It is very slightly recessed to place the bottom of a slide about 1.7 mm below the top of the insert.

Depth from Top of Insert: 1.7 mm
Overall Thickness: 8.0 mm



I-3012

OEM Hole-Style Slide Insert

The I-3014 slide insert has a 30.5 mm (1.20") hole in the center with two retaining clips and a milled-out area under the opening. It is similar in design to many OEM manual stage tops.

The unit is recessed to place the bottom of a slide about 7.1 mm below the top of the insert.

Depth from Top of Insert: 7.1 mm
Overall Thickness: 8.0 mm




I-3014

Four-Slide Insert with Brass Sliders

The I-3022-B slide insert accepts four 25x75 mm (1" x 3") slides. The unit is recessed to place the bottom of slides about 7.3 mm below the top of the insert.

Depth from Top of Insert: 7.3 mm
Overall Thickness: 8.0 mm



I-3022-B

Four-Slide Insert with Spring Clips

This is a special version of the I-3022-B with spring clips to secure the slides instead of spring-loaded brass sliders.

Depth from Top of Insert: 7.1 mm
Overall Thickness: 8.0 mm



I-3022-C

40 mm Hole Version

This is a special version of the I-3014 with a 40 mm (1.57") hole in the center.

Depth from Top of Insert: 7.1 mm
Overall Thickness: 8.0 mm



I-3014-40

We Create Solutions


Applied Scientific Instrumentation, Inc. ♦ 29391 W Enid Rd ♦ Eugene, OR USA 97402-9533
(541) 461-8181 ♦ (800) 706-2284 ♦ info@ASImaging.com ♦ www.ASImaging.com

Dual Slide Insert with Clips

The I-3027 slide insert accepts either a single 25x75 mm (1" x 3") or a 50x75 mm (2" x 3") slide, and has two silver clips to hold the slide in place. The unit is recessed to place the bottom of a slide about 7.2 mm below the top of the insert.

Depth from Top of Insert: 7.2 mm
Overall Thickness: 8.0 mm

I-3027



Dual Rotating Slide Insert

The I-3096DR rotating slide insert accepts either a single 25x75 mm (1" x 3") slide or a 50x75 mm (2" x 3") slide. The unit is recessed to place the bottom of a slide about 7.4 mm below the top of the insert, and allows the slide to be manually rotated 360 degrees continuously.

Depth from Top of Insert: 7.4 mm
Overall Thickness: 7.9 mm

I-3096DR



Single Rotating Slide Insert

The I-3095 rotating slide insert accepts a single 25x75 mm (1" x 3") slide. The unit is recessed to place the bottom of a slide about 7.5 mm below the top of the insert and allows the slide to be manually rotated 360 degrees continuously. This insert also holds a 55 mm Petri dish.

Depth from Top of Insert: 7.5 mm
Overall Thickness: 7.9 mm

I-3095



High-Rise Version

This is a special version of the I-3096DR with a much shallower recession that places the bottom of a slide about 1.5 mm below the top of the insert. Available for upright microscopes that cannot move close enough to achieve correct focusing, although a condenser extender may be needed to obtain Kohler illumination.

Depth from Top of Insert: 1.5 mm
Overall Thickness: 7.9 mm

I-3094HR/DR



Similar Picture

Medium-Rise Version

This is a special version of the I-3096DR with a slightly shallower recession that places the bottom of a slide about 5.0 mm below the top of the insert. This medium-rise insert offers a compromise between the closest an upright microscope's objective can approach from above versus the maximum a condenser can be extended from below and still obtain Kohler illumination.

Depth from Top of Insert: 5.0 mm
Overall Thickness: 7.9 mm

I-3093HR/DR



High-Rise Version

This is a special version of the I-3095 with a much shallower recession that places the bottom of a slide about 3.1 mm below the top of the insert. Available for upright microscopes that cannot move close enough to achieve correct focusing, although a condenser extender may be needed to obtain Kohler illumination.

Depth from Top of Insert: 3.1 mm
Overall Thickness: 7.9 mm

I-3095HR



Choosing the appropriate Insert

Inserts are designed to place their samples at a particular depth relative to their height. Generally, inserts on inverted microscope stages try to place the specimen as low as possible, while inserts on upright microscope stages try to place the specimen as high as possible.

Some microscopes are versatile enough to use either insert, and on some stage systems only certain inserts can be used.

When their objectives cannot be lowered close enough to achieve focus, some systems require shallow or high-rise inserts (for example, an I-3013 or I-3094HR/DR insert), however, this can be an problem with Kohler illumination if the condenser cannot be raised high enough -- in this case, a condenser extender is usually employed.

Some microscope models (e.g., Nikon E800/1000) may use large DIC condensers that cannot be extended -- in those cases (and depending on the stage) a compromise or medium-rise insert is chosen (for example, an I-3093HR/DR insert) to lower the specimen enough to attain Kohler illumination yet remain high enough that the objective can still be focused.

We Create Solutions

Applied Scientific Instrumentation, Inc. ♦ 29391 W Enid Rd ♦ Eugene, OR USA 97402-9533
(541) 461-8181 ♦ (800) 706-2284 ♦ info@ASImaging.com ♦ www.ASImaging.com