

Welcome to the online documentation for Applied Scientific Instrumentation. [Legacy documentation](#) is available in PDF form, but is no longer being updated. The wiki contents are more comprehensive, searchable, and cross-referenced. To download a collection of pages for offline reference use the "Export to PDF" link on the floating toolbar to the right.

If you find any errors or would appreciate specific additions please [contact us](#). Editing is currently restricted to ASI staff; there is a page about [getting started creating/editing pages](#) for their reference.

Common Pages		
ASI Software	Command Quick Start	List of Commands
MS2000 Controller	TG1000 Controller	CRISP Autofocus
Filter Wheels	Tube Lenses	Leadscrew Pitch Options

Safety Information

- [Atmospheric Specifications for ASI Tiger Controllers](#)
- [Safety Instructions](#)
- [Safety Notices](#)

Products

- [c60slider \(Filter Slider\)](#)
- [Custom Optics](#)
- [diSPIM](#)
- [FTP](#)
- [FW-1000: Filter Wheel](#)
- [Hardware](#)
- [MPPI](#)
- [MS2000, MFC2000, and RM2000 Controller](#)
- [Piezo Systems](#)
- [RAMM, MIM and VTS Portal](#)
- [Serial Commands](#)
- [Software](#)
- [TG-1000/Tiger Controller](#)
- [Tracking & Stabilization](#)
- [XY Stage](#)
- [Z-Drive and Focus Stage](#)

Manuals

- [ASI BPU Back Pressure Unit Operating Instructions](#)
- [ASI CRISP Control](#)
- [ASIs Drive Electronics\(ADEPT\) for 3rd Party Piezo Actuators](#)
- [Assembly Instructions for the RAMM](#)
- [CRISP : Continuous Autofocus System](#)
- [CRISP Ninja \(Standalone CRISP GUI\)](#)
- [DCMS Instruction Manual](#)
- [Detailed Pictorial MS-2000 Cable Connection Instructions](#)

- [Epi-Illumination Options and Laser Coupling](#)
- [FTP Controller](#)
- [FTP-2000 Setup & Alignment](#)
- [FW-1000 Filter Wheel Manual](#)
- [Heidenhain, Renishaw and MicroE XY Linear Encoder Installation](#)
- [Installing Inserts Into an ASI XY Stage](#)
- [Low Level Command Set](#)
- [LX2 Standalone Operation](#)
- [MicroMirror Drive Card User Guide](#)
- [MIM, RAMM and VTS-2100 Systems Instruction Manual](#)
- [MIMPH-MPIP Kit](#)
- [MPPI Kit](#)
- [MPPI-3 Pressure Injector](#)
- [MS2000, MFC2000, and RM2000 OPERATION](#)
- [Nikon FN1 Installation Instructions for ASI FTP-2100-XYZLE System](#)
- [Objective Turret & Slider Operation](#)
- [Optical and Mechanical Alignment of Epi-widefield and objective-TIRF on RAMM/MIM](#)
- [Optomechanical alignment of transillumination condenser](#)
- [Phototrack Control Panel](#)
- [PhotoTrack Instruction Manual](#)
- [Piezo-Z Top-Plate Installation and Handling](#)
- [Quick Start on Serial Commands](#)
- [Solenoid Lock Insert \(I-3020-MLLAC\)](#)
- [TG-1000 and MS-2000's Instruction Set Differences](#)
- [TG-1000 General Information](#)
- [TG-1000 Phototargeting](#)
- [TGADEPT & ADEPT: Drive Electronics for Piezo Top-Plate](#)
- [TGDAC4 / TGGALVO \(4 Channel DAC card\)](#)
- [TGLED and LLED-xxx-yz User Guide](#)
- [TGPMT / PMT-200](#)
- [Tiger Piezo DAC Card](#)
- [Tiger Programmable Logic Card \(TGPLC\)](#)
- [Tiger Tunable Lens Card \(TGTLIC\)](#)
- [TIRF Install and Alignment](#)
- [Video AUTO-FOCUS](#)
- [Video Auto-Focus Card: Standalone Operation Manual](#)
- [Zeiss AxioExaminer FTP-2100 installation](#)

Technical Notes

- [Adding RS232 Connector to Tiger Controller](#)
- [Adjusting LS50 Crossed Roller Rail Bearing Preload](#)
- [Basic CRISP alignment for OEM systems](#)
- [C-60 Slider Cover Instructions](#)
- [Camera Post Mount Kit Setup](#)

- Changing Piezo Drive Card's Fast Slow Compensation
- Changing the Joypad header in a RM-2000
- Changing Z Linear Encoder Headers on the MS-2000
- Comparison of ASI's Closed-loop DC Servomotor Stages and Control Electronics with Competing Products
- Connection differences for Mad City Piezo to Adept Piezo upgrades
- CRISP Error Calculation Algorithm
- Error Codes for MS2000 and TG1000 Diagnostics
- Flashing Firmware
- Four-Axis Joystick and Wheel Operation
- FW-1000 move times
- FW-1000 Optical Encoder Adjustment
- How to Reorient a FW-1000 Connector.
- How to Swap ADEPT(Piezo Drive cards) in a TG-1000 Controller
- I-3020 MLLAC
- Improving Piezo based Stages/Actuators Lifetime and Reliability
- Infinity Microscope Basics
- Inserting Pipette into Pipette Holder
- Installing and Configuring Linear Encoder Buffer Card on Tiger/TG-1000
- Joystick Connector Check
- Joystick lubrication instructions
- Lead Screw Pitch Options for ASI XY Stages: Speed, Resolution, and Repeatability
- Micro-Manager 1.4 and Filter Wheel
- Mintron HDMI Color Camera Startup Settings
- Mounting FW-1000s on RAMMs for large size cameras
- MS-2000 Controller Optimal Alignment Procedures
- Olympus SZ61 to VTS-2000 Installation Note
- Phototrack Manual Quad Setup Procedure
- Phototrack Tracking Theory
- Proper Termination for ASIs Autofocus Card
- Quick Start on Serial Commands
- Remote Refocus Microscopes
- Removing the Optical Tubes from the RAMM
- Removing the RF(capacitor) modification
- Repairing the FW-1000-4-40mm Filter Wheel Encoder Head
- Repeatability Performance of ASI Stages
- Replacing LED boards in ASIs LED Illuminator(MIM-LED-LAMP)
- Replacing the 5Volt power supply on TG-8 and TG-16 controllers
- Replacing the filter on the MPPI-3
- Resetting the Pulse Duration knob on MPPI
- Resolution Limits of Optical Microscopes and Related Requirements for Mechanical Stages
- RS-232 Communication
- SLAVE_F_TO_Z Module Operation (FTP firmware)
- Slow Speed Considerations

- [Stage Accuracy and Settling Time for ASI Stages](#)
- [Swapping Adept Piezo Boards in MS-2000 and RM-2000 controllers](#)
- [Swapping Lids on the MS-2000](#)
- [TG-1000 and MS-2000's Instruction Set Differences](#)
- [TG-1000 Controller Troubleshoot](#)
- [TN150: Removing the Red Shipping Bracket from the RAMM](#)
- [Trouble Shooting ASI Z-axis drives](#)
- [Tuning Your 40 TPI Lead screw Stage for Small Moves](#)
- [Two-axis Control with Command Knob](#)
- [Using ASI Console to query PZINFO](#)
- [Wishbone/Low Level Commands for TG1000](#)
- [ZF LOCK \(FTP firmware\) module Operation](#)

Offline Documentation (PDF)

Selected Pages

Add a Namespace...















Pages Removed from Selection

Clear Selection

Export Selection

Document's Title Skip Forbidden Pages

Saved Selection Lists

-   [All CRISP Documentation](#) (2021/12/09 11:37)
-   [All Serial Commands H to R](#) (2021/12/09 07:50)
-   [All Serial Commands Vol 1 \(A-L\)](#) (2021/09/23 17:16)
-   [All Serial Commands S to Z](#) (2021/09/23 17:16)
-   [All Serial Commands A to E](#) (2021/09/23 17:16)
-   [All Piezo Documentation](#) (2021/09/23 17:16)
-   [All Serial Commands Vol 2 \(M-Z\)](#) (2021/09/23 17:16)

From:

<https://asiimaging.com/docs/> - **Applied Scientific Instrumentation**

Permanent link:

<https://asiimaging.com/docs/start>

Last update: **2023/07/13 16:51**

