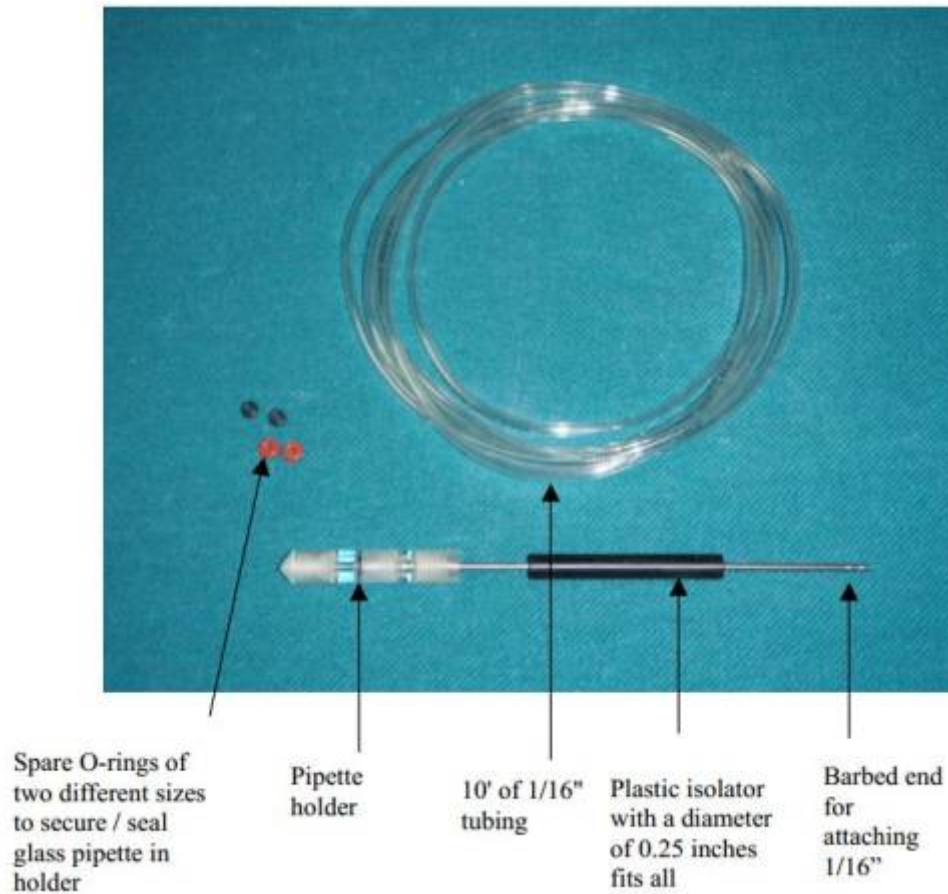



# MPPI Kit

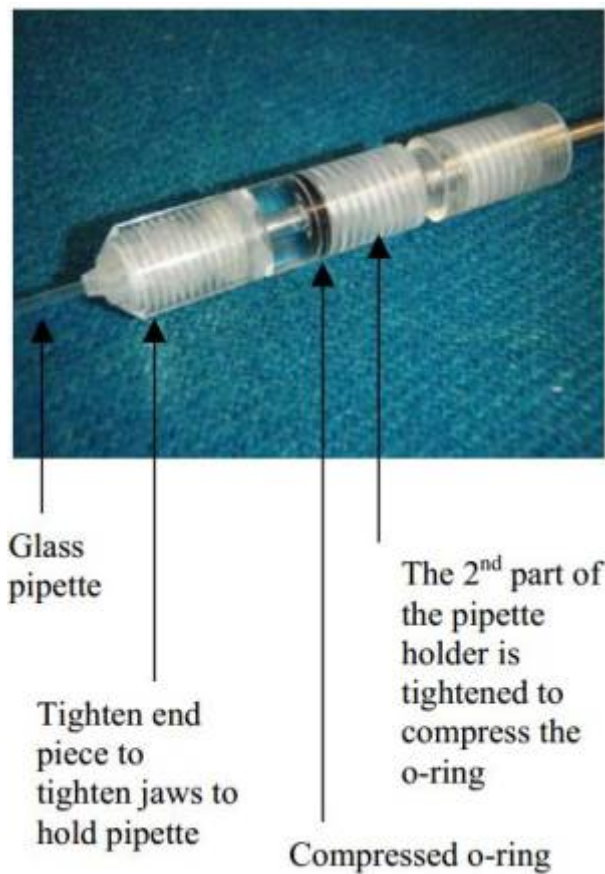
This is the old version of the kit, the documentation for the new MPPI kit can be found here [MIMPH-MPIP Kit](#).



End of pipette holder has jaws for holding glass pipette. Do not over tighten end piece that tightens the jaws down or the pipette will break.



In order to get a good seal the pipette glass must go through the o-ring that is in the 2nd part of the pipette holder. The 2nd part of the pipette holder is tightened to compress the o-ring to make a seal around the glass pipette.



deprecated, mppi, manual

From:

<https://asiimaging.com/docs/> - **Applied Scientific Instrumentation**

Permanent link:

[https://asiimaging.com/docs/mippi\\_kit](https://asiimaging.com/docs/mippi_kit)

Last update: **2024/11/26 18:45**

